

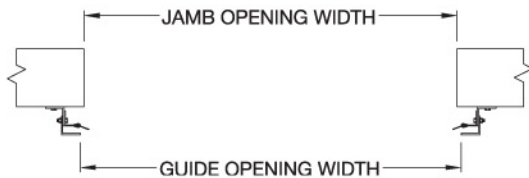
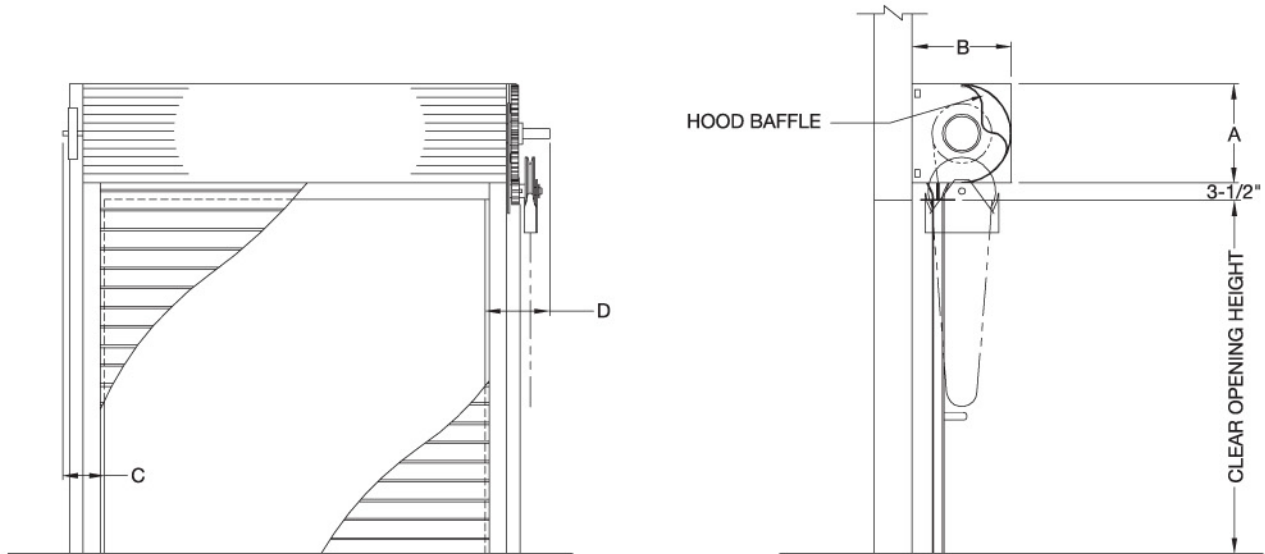


8641 S. Warhawk Rd. Conifer, CO 80433  
 (303) 670-1099 x11 (303) 679-8949 fax  
 Patrick.McAllister@TURNSTILES.us

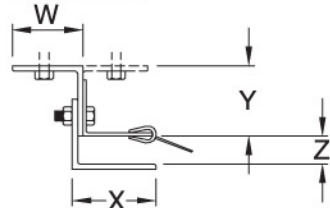
THE PREFERRED ROLLING DOOR

### Type FC - Chain Operated Service Door

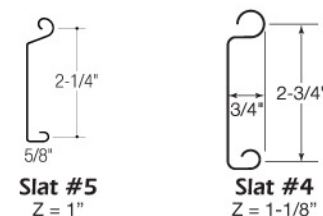
Gray Prime Finish - Full Weatherstrip - Face of Wall Mounted



Guide Detail

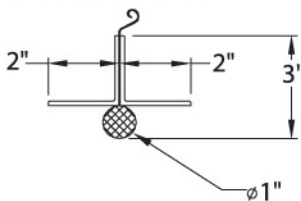


Slat Selection



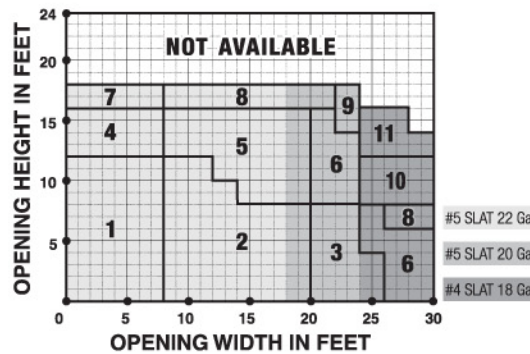
AREA	COMPONENT DIMENSIONS						
	A	B	C	D	W	X	Y
1	13.0"	14.0"	6.0"	9.5"	2.5"	2.5"	2.5"
2	13.0"	14.0"	6.5"	9.5"	2.5"	3.0"	2.5"
3	13.0"	14.0"	6.5"	9.5"	2.5"	3.0"	3.0"
4	15.0"	16.0"	6.0"	9.5"	2.5"	2.5"	2.5"
5	15.0"	16.0"	6.5"	9.5"	2.5"	3.0"	2.5"
6	15.0"	16.0"	6.5"	9.5"	2.5"	3.0"	3.0"
7	16.0"	17.0"	6.0"	9.5"	2.5"	2.5"	3.0"
8	16.0"	17.0"	6.5"	9.5"	2.5"	3.0"	3.0"
9	18.0"	19.0"	6.5"	9.5"	2.5"	3.0"	3.0"
10	18.0"	19.0"	6.5"	9.5"	2.5"	3.0"	3.5"
11	20.0"	21.0"	6.5"	9.5"	2.5"	3.0"	4.0"

Bottom Bar Detail



#### Determine Dimensions For Specific Door Size

- From chart below select proper Area Number for width and height of door.
- Refer to Selection Chart for dimensions.



# Type FC - Chain Operated Service Door

## Gray Prime Finish - Full Weatherstrip - Face of Wall Mounted



### 1.0 GENERAL

#### 1.1 Summary

- A. All Rolling Service Doors shall be as distributed by [www.TURNSTILES.us](http://www.TURNSTILES.us) (TURNSTILES). Furnished materials shall include all curtains, bottom bars, guides, brackets, hoods, operating mechanisms and any special features.
- B. Work not to be included by TURNSTILES includes design of, material for, and preparation of door openings but not limited to structural or miscellaneous iron work, access panels, and finish painting.

#### 1.2 Quality Assurance

- A. Exterior rolling service doors shall be designed to withstand at least a twenty (20) pounds per square foot windload. Windlocks shall be installed on 22 and 20 gauge doors over 8'1" wide and on 18 gauge doors over 14'1" wide.
- B. All rolling service doors shall be designed to a standard maximum of 25 cycles per day and an overall maximum of 50,000 operating cycles for the life of the door.

### 2.0 PRODUCTS

#### 2.1 Materials

- A. The door curtain shall be constructed of interconnected strip steel slats conforming to ASTM A-653. The proper gauge of steel shall be chosen as follows:
  - 1. 22 gauge with a No. 5 (measuring 2-1/4" high by 5/8" deep) flat slat as designated by TURNSTILES if the door width does not exceed 18'4" and the door height does not exceed 18'4".
  - 2. 20 gauge with a No. 5 flat slat as designated by The Cookson Company if the door width is between 18'5" and 24'4" and the door height does not exceed 18'4".
  - 3. 18 gauge No. 4 (measuring 2-3/4" high by 3/4" deep) flat slat as designated by TURNSTILES if the door width exceeds 24'4" and the door height does not exceed 18'4".
- B. The finish on the door curtain shall be TURNSTILES FinalCote consisting of the following:
  - 1. Hot dipped galvanized G-90 coating consistent with ASTM A-653
  - 2. Bonderized coating for prime coat adhesion
  - 3. Corrosion inhibiting primer .2 mils per side
  - 4. Thermosetting gray polyester top coat with a minimum thickness of .6 mils each side
- C. The bottom bar shall consist of two 1/8" steel angles mechanically joined together with a 1" diameter vinyl covered foam edge astragal continuous along the bottom. The finish on the bottom bar shall be one (1) coat of bronze rust-inhibiting prime paint.

- D. The guides shall consist of 3 steel angles bolted together with 3/8" fasteners to form a channel for the curtain to travel and shall include an extruded vinyl snap-on weatherstripping continuously on the exterior leg of the guide. The wall angle portion shall be continuous and fastened to the surrounding structure with either minimum 1/2" fasteners or welds, both on 36" centers. The finish on the guide angles shall be one (1) coat of bronze rust-inhibiting prime paint.
- E. The brackets shall be constructed of steel not less than 1/4" thick and shall be bolted to the wall angle with minimum 1/2" fasteners. The finish on the brackets shall be one (1) coat of bronze rust-inhibiting prime paint.
- F. All gears shall be cast iron with teeth cast from machine cut patterns. The pinion gear shall not be less than a 3" pitch diameter. The gear ratio shall be designed for a maximum effort of not more than 30 pounds.
- G. The barrel shall be steel tubing of not less than 4" in diameter. Oil tempered torsion springs shall be capable of correctly counter balancing the weight of the curtain. The barrel shall be designed to limit the maximum deflection to .03" per foot of opening width. The springs shall be adjusted by means of an exterior wheel. The finish on the barrel shall be one (1) coat of bronze rust-inhibiting prime paint.
- H. The hood shall be fabricated from 24 gauge galvanized steel and shall be formed to fit the curvature of the brackets. The hood shall contain a waterproof baffle to control air filtration. The finish on the hood shall be the TURNSTILES FinalCote finish as indicated in the curtain section.

#### 2.2 Operation

- A. Chain operated doors shall open and close with a maximum of 30 pounds of effort utilizing an endless chain and cast iron reduction gears.

#### 2.3 Locking Mechanisms

- A. The chain door shall be secured by means of a chain lock.

### 3.0 EXECUTION

#### 3.1 Installation

- A. All TURNSTILES Rolling Service Doors shall be installed by an authorized TURNSTILES technician.

#### 3.2 Warranty

- A. All TURNSTILES Rolling Service Doors shall be warranted for a period of 5 years from the time of shipment against defects in workmanship and materials.



8641 S. Warhawk Rd. Conifer, CO 80433  
(303) 670-1099 x11 (303) 679-8949 fax  
Patrick.McAllister@TURNSTILES.us